



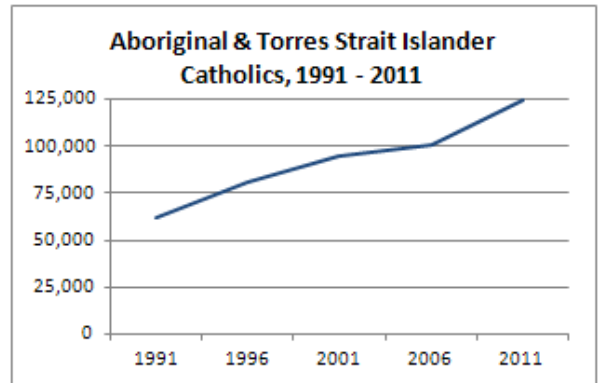
## E-NEWS BULLETIN

Issue No 9

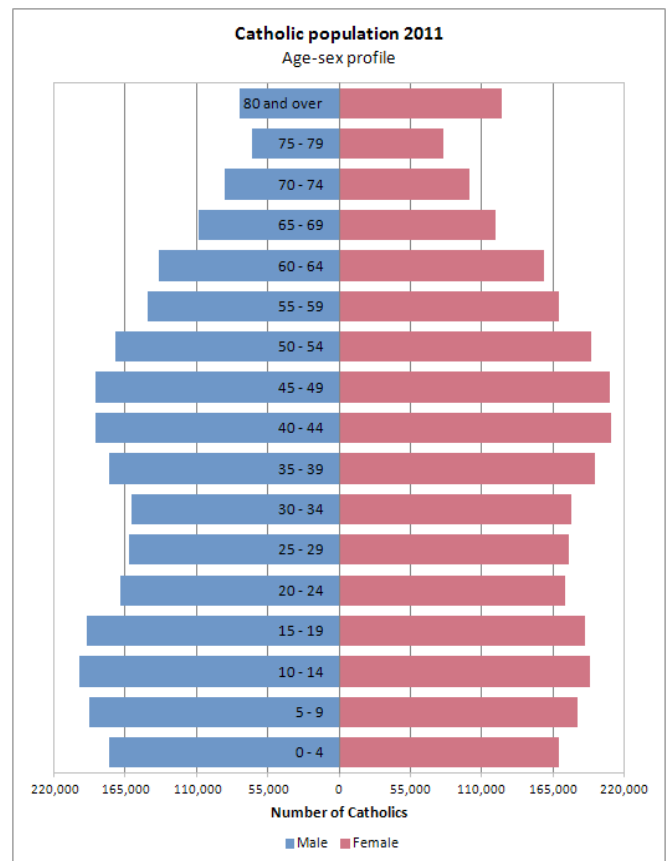
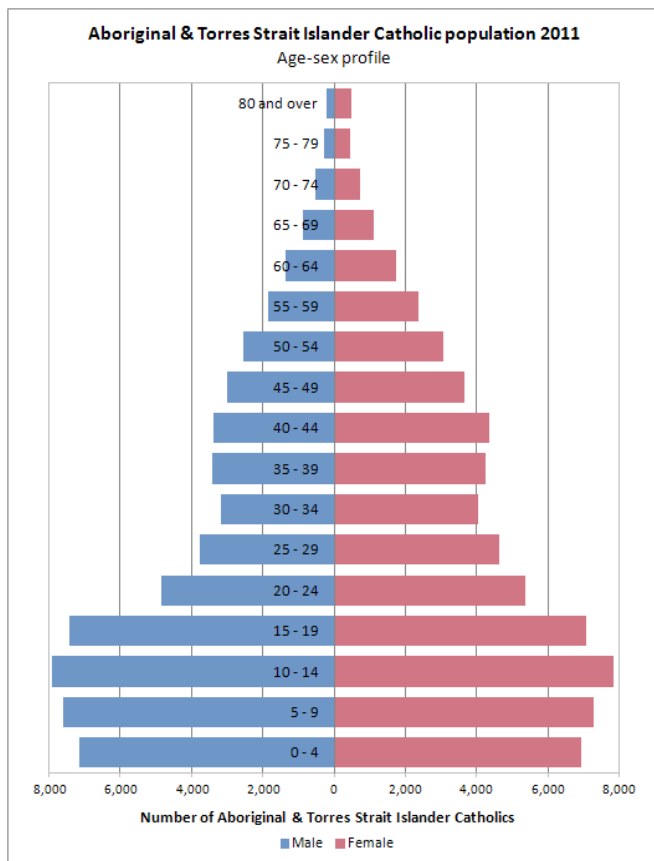
27 September 2012

### Aboriginal & Torres Strait Islander Catholics

- ★ According to the 2011 Australian Census, there were 124,618 Catholics of Aboriginal & Torres Strait Islander origin, or 2.3 per cent of all Catholics.
- ★ Between 1991 and 2011, the Aboriginal & Torres Strait Islander Catholic population increased from 62,000 to 125,000, or 102 per cent. The overall Catholic population increased by 18 per cent in the same period.
- ★ In 2011, the median age of Aboriginal & Torres Strait Islander Catholics was 21.5 years. By comparison, the median age of all Catholics was 37.6 years.
- ★ Fourteen per cent of Aboriginal & Torres Strait Islander Catholics were aged 50 and over, compared to 32 per cent of Catholics overall.
- ★ The graphs below compare the 2011 age-sex profile of Aboriginal and Torres Strait Islander Catholics with that of the entire Catholic population.



Source: Australian Bureau of Statistics - Census of Population and Housing 1991-2011.



Source: Australian Bureau of Statistics - Census of Population and Housing 2011. Data obtained as part of the National Catholic Census Project.

**Table 1. Catholics speaking Australian Indigenous Languages by Age, 2006 & 2011**

Age group	2006		2011	
	N	%	N	%
0 - 4	815	9.8	846	9.0
5 - 11	1,370	16.5	1,559	16.5
12 - 19	1,377	16.6	1,733	18.3
20 - 29	1,468	17.7	1,568	16.6
30 - 39	1,253	15.1	1,388	14.7
40 - 49	883	10.6	1,076	11.4
50 - 64	734	8.8	951	10.1
65 and over	401	4.8	329	3.5
<b>Total</b>	<b>8,301</b>	<b>100.0</b>	<b>9,450</b>	<b>100.0</b>

Source: Australian Bureau of Statistics - Census of Population and Housing 2006 - 2011. Data obtained as part of the National Catholic Census Project.

**DID YOU KNOW?**

*A question on Indigenous origin has been asked in all Censuses. However, prior to the 1971 Census, Indigenous peoples were counted in order to exclude them from population estimates for each state/territory.*

(ABS, 2011 Census Dictionary, Cat. 2901.0)

**Table 2. Aboriginal & Torres Strait Islander Catholics: Type of school being attended by sex, 2011**

Type of school being attended	Male	Female	Total	Percentage of
				Indigenous Catholic primary students
Infants/Primary - Catholic	3,151	3,140	6,291	32.5
Infants/Primary - Government	6,358	6,143	12,501	64.5
Infants/Primary - Other Non Government	310	273	583	3.0
<b>Total primary</b>	<b>9,819</b>	<b>9,556</b>	<b>19,375</b>	<b>100</b>

Type of school being attended	Male	Female	Total	Percentage of
				Indigenous Catholic secondary students
Secondary - Catholic	2,037	2,100	4,137	31.3
Secondary - Government	4,156	4,030	8,186	61.9
Secondary - Other Non Government	432	468	900	6.8
<b>Total secondary</b>	<b>6,625</b>	<b>6,598</b>	<b>13,223</b>	<b>100</b>

Source: Australian Bureau of Statistics - Census of Population and Housing 2011. Data obtained as part of the National Catholic Census Project.

**Have you seen this?****What makes people feel they belong?**

Research by Dr Bob Dixon, Director of the Pastoral Research Office of the Australian Catholic Bishops Conference, and Associate Professor Arunachalam Dharmalingam from Monash University.

Download a copy from the PRO website.

**For more information**

ACBC Pastoral Research Office  
 Australian Catholic University  
 Locked Bag 4115  
 Fitzroy VIC 3065  
**P:** (03) 9953 3457  
**E:** [office@pro.catholic.org.au](mailto:office@pro.catholic.org.au)  
**W:** [www.pro.catholic.org.au](http://www.pro.catholic.org.au)

**NEXT WEEK:** Languages spoken at home & facility in English